



## GLO-RAY® DESIGNER MERCHANDISING WARMERS

Models GR2SDH-24, -30, -36, -42, -48, -54, -60 GR2SDH-24D, -30D, -36D, -42D, -48D, -54D, -60D  
GR2SDS-24, -30, -36, -42, -48, -54, -60 GR2SDS-24D, -30D, -36D, -42D, -48D, -54D, -60D

Designed to hold hot wrapped food at optimum serving temperatures without affecting quality, the Hatco Glo-Ray Designer Merchandising Warmers are the perfect displays to showcase hot fast foods and boost impulse sales.

Combining state-of-the-art design with performance, these warmers place the focus on the product while holding hot food safely at proper serving temperatures. The modern design is perfect for front of the house use.

Designer powdercoated inset panels blend these units with the décor while providing a durable, easy-to-clean surface.

Glo-Ray Designer Merchandising Warmers have prefocused infrared top heat and a thermostatically-controlled hardcoated heated base to extend the holding times of most food. All models are made of aluminum with tempered glass end panels. Shatter-resistant incandescent lights illuminate the food holding area.

### FLEXIBILITY

This warmer offers the convenience of self-serve and the efficiency of kitchen-to-server holding.

Available with slant or horizontal shelves, the Glo-Ray Designer Merchandising Warmers are offered in both single and dual shelf models. The Designer series warmers come standard with black inset panels. Choose from five other color options to blend the warmer with any décor.

### QUALITY

The following features assure the finest performance for years to come:

- All models have prefocused infrared top heat directing heat to the outer edges of the holding surface where heat loss is the greatest.
- These warmers feature a thermostatically-controlled, hardcoated heated base, Designer color inset panels, 4" (102 mm) Designer legs, and a cord and plug set.
- Available in heated surface widths from 23¾" to 59¾" (603 to 1518 mm) with overall widths of 30⅞" to 66⅞" (765 to 1680 mm).
- Shatter-resistant incandescent lights enhance product display while safeguarding food products from bulb breakage.
- An optional Indicating Temperature Control enhances accurate control of temperature.



Model GR2SDH-30 with Designer color inset panels



Model GR2SDS-30D with Designer color inset panels



### Divider Rods

Model Width	Divider Rods Provided	Average Chute Width
30⅞" ( 765 mm)	5 Rods per Shelf	3¾" ( 95 mm)
36⅞" ( 918 mm)	6 Rods per Shelf	4¼" (108 mm)
42⅞" (1070 mm)	7 Rods per Shelf	4½" (114 mm)
48⅞" (1222 mm)	8 Rods per Shelf	4½" (114 mm)
54⅞" (1375 mm)	9 Rods per Shelf	4½" (114 mm)
60⅞" (1527 mm)	10 Rods per Shelf	4⅝" (117 mm)
66⅞" (1680 mm)	12 Rods per Shelf	4½" (114 mm)



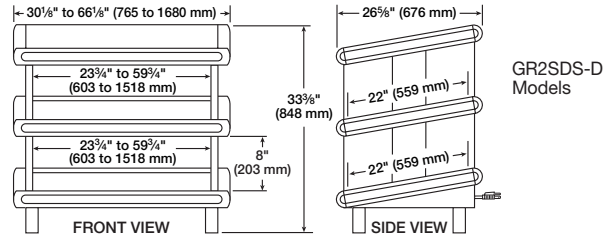
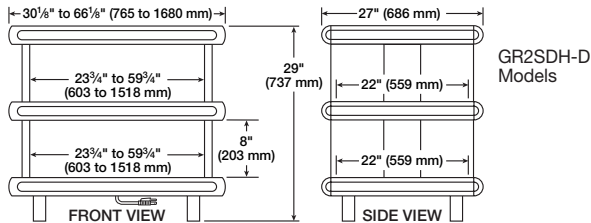
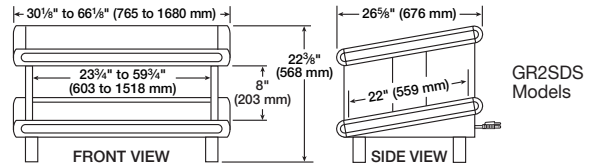
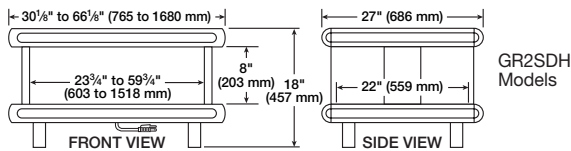
HATCO CORPORATION P.O. Box 340500 Milwaukee, WI 53234-0500 U.S.A.  
(800) 558-0607 • (414) 671-6350 • Fax (800) 543-7521 • Int'l. Fax (414) 671-3976  
www.hatcocorp.com • E-mail: equipsales@hatcocorp.com

METAL SHEATHED HEATING ELEMENTS GUARANTEED AGAINST BURNOUT AND BREAKAGE FOR TWO YEARS, BLANKET ELEMENTS FOR ONE YEAR.



# GLO-RAY® DESIGNER MERCHANDISING WARMERS

Models GR2SDH-24, -30, -36, -42, -48, -54, -60 GR2SDH-24D, -30D, -36D, -42D, -48D, -54D, -60D  
GR2SDS-24, -30, -36, -42, -48, -54, -60 GR2SDS-24D, -30D, -36D, -42D, -48D, -54D, -60D



## SPECIFICATIONS

### Horizontal Models

	Model▲	Watts	Width	Shipping Weight
Single Shelf	GR2SDH-24	695	30 1/8" ( 765 mm)	87 lbs. ( 40 kg)
	GR2SDH-30	845	36 1/8" ( 918 mm)	120 lbs. ( 55 kg)
	GR2SDH-36	995	42 1/8" (1070 mm)	129 lbs. ( 59 kg)
	GR2SDH-42	1240	48 1/8" (1222 mm)	138 lbs. ( 63 kg)
	GR2SDH-48	1390	54 1/8" (1375 mm)	160 lbs. ( 73 kg)
	GR2SDH-54	1540	60 1/8" (1527 mm)	172 lbs. ( 78 kg)
Dual Shelf	GR2SDH-24D	1340	30 1/8" ( 765 mm)	150 lbs. ( 68 kg)
	GR2SDH-30D	1640	36 1/8" ( 918 mm)	178 lbs. ( 81 kg)
	GR2SDH-36D	1915	42 1/8" (1070 mm)	198 lbs. ( 90 kg)
	GR2SDH-42D	2430	48 1/8" (1222 mm)	218 lbs. ( 99 kg)
	GR2SDH-48D	2705	54 1/8" (1375 mm)	238 lbs. (108 kg)
	GR2SDH-54D	3005	60 1/8" (1527 mm)	258 lbs. (117 kg)
	GR2SDH-60D	3570	66 1/8" (1680 mm)	280 lbs. (127 kg)

### Slant Models

	Model▲	Watts	Width	Shipping Weight
Single Shelf	GR2SDS-24	695	30 1/8" ( 765 mm)	104 lbs. ( 47 kg)
	GR2SDS-30	845	36 1/8" ( 918 mm)	116 lbs. ( 53 kg)
	GR2SDS-36	995	42 1/8" (1070 mm)	136 lbs. ( 62 kg)
	GR2SDS-42	1240	48 1/8" (1222 mm)	155 lbs. ( 70 kg)
	GR2SDS-48	1390	54 1/8" (1375 mm)	164 lbs. ( 74 kg)
	GR2SDS-54	1540	60 1/8" (1527 mm)	182 lbs. ( 83 kg)
Dual Shelf	GR2SDS-60	1835	66 1/8" (1680 mm)	202 lbs. ( 92 kg)
	GR2SDS-24D	1340	30 1/8" ( 765 mm)	162 lbs. ( 74 kg)
	GR2SDS-30D	1640	36 1/8" ( 918 mm)	174 lbs. ( 79 kg)
	GR2SDS-36D	1915	42 1/8" (1070 mm)	190 lbs. ( 86 kg)
	GR2SDS-42D	2430	48 1/8" (1222 mm)	218 lbs. ( 99 kg)
	GR2SDS-48D	2705	54 1/8" (1375 mm)	240 lbs. (109 kg)
	GR2SDS-54D	3005	60 1/8" (1527 mm)	260 lbs. (118 kg)
	GR2SDS-60D	3570	66 1/8" (1680 mm)	296 lbs. (135 kg)

- ▲ When no color is specified, color inset panels will be black, corner caps will be dark gray.  
▲ NSF requires units over 36" (914 mm) in width or weighing more than 80 lbs. (36 kg) to be either sealed, or raised on the installation surface with the 4" (102 mm) legs included.

### OPTIONS (NOT FOR RETROFIT)

- Unit and Inset Panel *Designer* Colors: Warm Red, Black, Gray Granite, White Granite, Navy Blue, and Hunter Green
- Designer* Corner Caps in Black
- 5" (127 mm) Breath Protector on Customer Side

- Indicating Temperature Control (LED)
- Halogen Bulbs in lieu of Standard Display Lights

### ACCESSORIES

- Additional Stainless Steel Divider Rods
- Flip-up Doors

### PRODUCT SPECS

#### Designer Merchandising Warmer

The *Designer* Merchandising Warmer shall be a Glo-Ray® Model ....as manufactured by the Hatco Corporation, Milwaukee, WI 53234 U.S.A.

The warmer shall be rated at ....watts, ....volts, and be .... inches (millimeters) in overall width. It shall consist of

a thermostatically-controlled heated base, infrared heat from above, full-view tempered glass sides, *Designer* color inset panels, and incandescent display lights.

The infrared heating element shall be tubular metal sheathed and the warmer shall have a cord with plug attached.

Accessories shall include additional stainless steel dividers rods and flip-up doors.

**HATCO CORPORATION P.O. Box 340500 Milwaukee, WI 53234-0500 U.S.A. • (800) 558-0607 • (414) 671-6350**  
Fax (800) 543-7521 • Int'l. Fax (414) 671-3976 • www.hatcocorp.com • E-mail: equipsales@hatcocorp.com